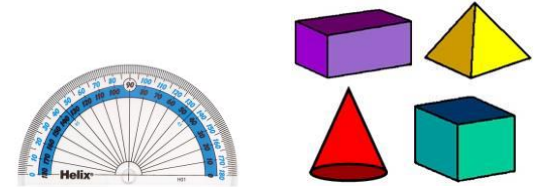


Year 6 Maths – Spring 1

Unit of learning: Geometry – Shape (Approx 3 weeks)



Duration: Approx. 3 weeks of learning time.



<u>Learning Objectives</u>
<ul style="list-style-type: none"> • To measure and classify angles. • To calculate angles. • To recognise angles that are vertically opposite. • To calculate angles in a triangle. • To calculate angles in equilateral and isosceles triangles. • To calculate missing angles in triangles. • To calculate angles in quadrilaterals. • To calculate angles in polygons. • To illustrate and name parts of circles. • To draw shapes accurately. • To recognise and identify nets of 3-D shapes.

<u>Vocabulary</u>	<u>Definition</u>
Polygon	A flat 2D shape with straight sides. It must have at least 3 sides and be a closed shape.
Quadrilateral	A type of polygon that has exactly 4 sides and 4 vertices.
Equilateral triangle	A triangle where all three sides are the same length and all three angles are equal.
Scalene triangle	A triangle where all three sides are different lengths and all three angles are different sizes.
Isosceles triangle	A triangle that has two sides that are the same length and two angles that are the same.
Intersecting	When two or more lines or shapes meet or cross at a point.
Perpendicular	Where two lines meet or cross each other at a right angle.
Net	A flat 2d layout that can be folded to make a 3D shape.



As children of God we are loved, we are called, and we are inspired.

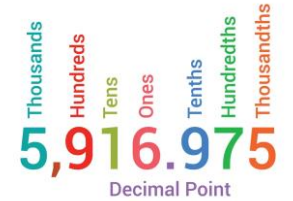


Year 6 Maths – Spring 1

Unit of learning: Fractions, Decimals and Percentages

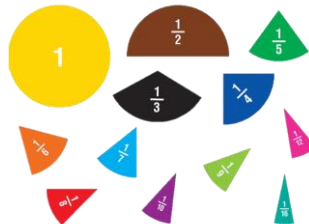


Duration: Approx. 2 weeks of learning time.



Learning Objectives

- To convert fractions to decimals (within 1)
- To recognise fraction and decimal equivalences throughout the number system.
- To simplify calculations using equivalences
- To understand percent as 'parts per hundred'
- To find fraction, decimal and percentage equivalences.
- To find percentages of amounts.
- To find percentages of amounts (multi-step)
- To find percentages of amounts (finding the whole)

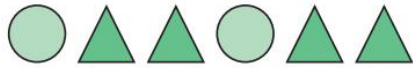


<u>Vocabulary</u>	<u>Definition</u>
fraction	A part of a whole. A whole number that has been divided into equal parts.
decimal	A number that uses a decimal place to show parts of a whole.
percentage	A way of showing part of a whole out of 100, written with the % symbol.
equivalent	The same in value or amount.
simplify	Reducing the fraction into its simplest or smallest form.
compare	To look at two numbers and decide which is greater, smaller or if they are equal.
part	A smaller section or piece of something whole.
whole	The entire thing with no parts missing.

As children of God we are loved, we are called, and we are inspired.



For every 1 circle, there are 2 triangles.



For every 2 bananas, there are 3 apples.



For every 1 football, there are 3 rugby balls.



Year 6 Maths – Spring 1

Unit of learning: Ratio

Duration: Approx. 1 week of learning time.



The ratio of footballs to rugby balls: 1:4

The ratio of rugby balls to footballs: 4:1

Learning Objectives


- To solve problems involving ratio relationships.
- To solve ratio problems.
- To solve correspondence problems.
- To use measures and comparison to understand scaling.
- To understand and use scale factors to describe transformations of shapes.

<u>Vocabulary</u>	<u>Definition</u>
ratio	A way to compare two or more amounts, showing how much there is of one thing compared to another. Example: 2:3 means for every 2 of one thing, there are 3 of another.
proportion	A part of a whole, showing how one amount relates to the total or another amount. Example: If 3 out of 5 students like apples, the proportion is 3/5.
part	A section or piece of something bigger. Example: In a pizza cut into 8 slices, one slice is a part of the whole pizza.
whole	The complete or total amount of something. Example: A full pizza before it's cut into slices is the whole.
scale	Changing the size of something while keeping the same shape, often used in maps or models. Example: A map might be scaled so that 1 cm represents 1 km.
factor	A number that divides exactly into another number. Example: The factors of 12 are 1, 2, 3, 4, 6, and 12.
fraction	A part of a whole. A whole number that has been divided into equal parts.
percentage	A way of showing part of a whole out of 100, written with the % symbol.



As children of God we are loved, we are called, and we are inspired.





Year 6 Maths – Spring 1

Unit of learning: Algebra



Duration: Approx. 1 week of learning time.

Learning Objectives

- To express patterns and rules using algebra.
- To generate and apply rules using algebra retrieval.
- To understand and use algebraic formulae.
- To solve problems with 2 unknowns.

<u>Vocabulary</u>	<u>Definition</u>
Variable	A letter that stands for a number (e.g., x or y)
Equation	A number sentence with an equals sign (e.g., $3 + x = 7$).
Expression	Numbers, letters, and operations without an equals sign (e.g., $2x + 5$).
Term	A number, a letter, or both together (e.g., $5x$ or 3).
Simplify	To make an expression shorter (e.g., $3x + 2x = 5x$).
Substitution	Replacing a letter with a number (e.g., if $x = 3$, then $2x = 6$).



As children of God we are loved, we are called, and we are inspired.

